Nome : _____ Data : _____

PAPILUMO Classe quarta

Area e perimetro delle figure a L

Traccia una linea tratteggiata per dividere ogni L in 2 rettangoli, trova il lato «?» su C e D e calcola Area (cm²) e Perimetro (cm).



Gaspard la giraffa architetto progetta stanze a L! Taglia ogni figura in due rettangoli, poi somma le aree e tutti e sei i lati del contorno.

Esempio: dividi, ?, somma

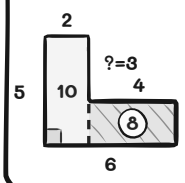

? = 5 - 2 = 3 cm

Area: 10 + 8 = 18 cm²

Perimetro: 22 cm

(5+2+3+4+2+6)

A

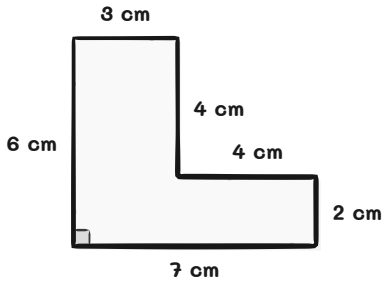

Area: ____ + ____ = _____ cm²

Perimetro: _____ cm

B

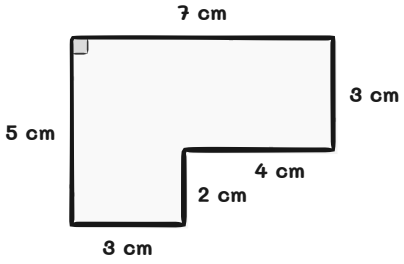

Area: ____ + ____ = _____ cm²

Perimetro: _____ cm

C

Lato ? = ___ cm

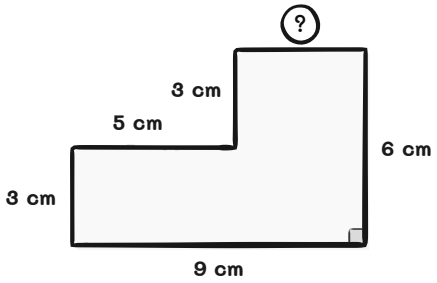

Area: ____ + ____ = _____ cm²

Perimetro: _____ cm

D

Lato ? = ___ cm

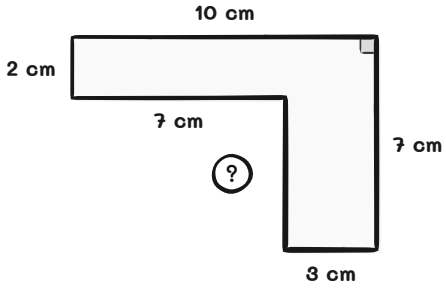

Area: ____ + ____ = _____ cm²

Perimetro: _____ cm

Traccia la linea tratteggiata interna per trovare l'area, ma non contarla mai quando sommi i lati del perimetro!