Nome : _____ Data : _____

PAPILUMO | Classe quarta · Soluzioni

Area e perimetro delle figure a L

Traccia una linea tratteggiata per dividere ogni L in 2 rettangoli, trova il lato «?» su C e D e calcola Area (cm²) e Perimetro (cm).



Gaspard la giraffa architetto progetta stanze a L! Taglia ogni figura in due rettangoli, poi somma le aree e tutti e sei i lati del contorno.

Esempio: dividi, ?, somma

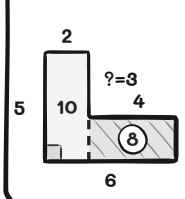

? = 5 − 2 = 3 cm

Area: 10 + 8 = 18 cm²

Perimetro: 22 cm

(5+2+3+4+2+6)

A

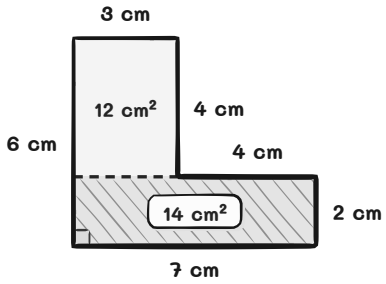

Area: 12 + 14 = 26 cm²

Perimetro: 26 cm

B

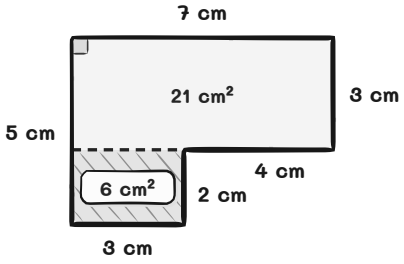

Area: 21 + 6 = 27 cm²

Perimetro: 24 cm

C

Lato ? = 4 cm

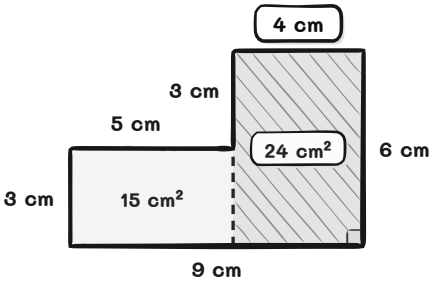

Area: 15 + 24 = 39 cm²

Perimetro: 30 cm

D

Lato ? = 5 cm

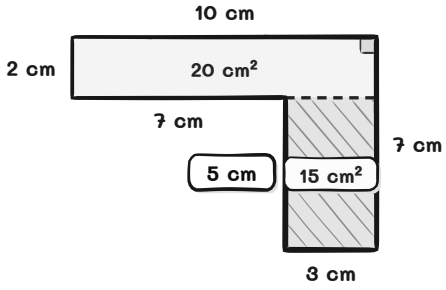

Area: 20 + 15 = 35 cm²

Perimetro: 34 cm

Traccia la linea tratteggiata interna per trovare l'area, ma non contarla mai quando sommi i lati del perimetro!