Nome : _____ Data : _____

PAPILUMO / Classe seconda (7–8 anni) • Soluzioni

Misurare e tracciare in centimetri

Leggi la lunghezza di ogni oggetto allineato sullo 0 del righello in cm, poi traccia i tre segmenti richiesti partendo dal punto 0 cm.



Nella sua falegnameria, Leo il castoro falegname controlla ogni misura con il righello. Aiutalo a misurare i cinque oggetti e a tracciare i segmenti!

Esempio: il pastello a cera parte dallo 0 e arriva al 5; misura 5 cm.

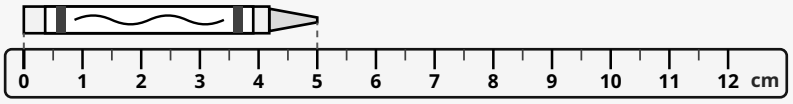

5 cm

1. Misura ogni oggetto allineato sullo 0 e scrivi la lunghezza in cm

1

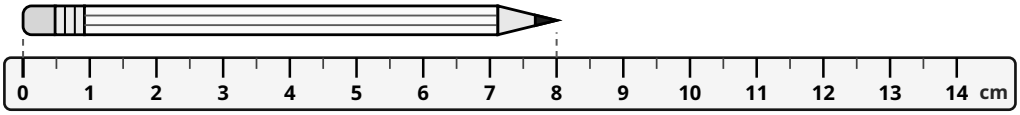

8 cm

2

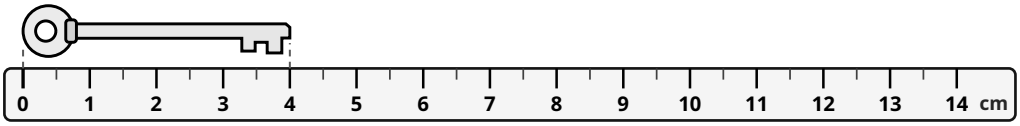

4 cm

3

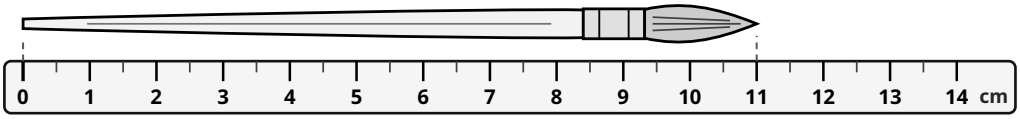

11 cm

4

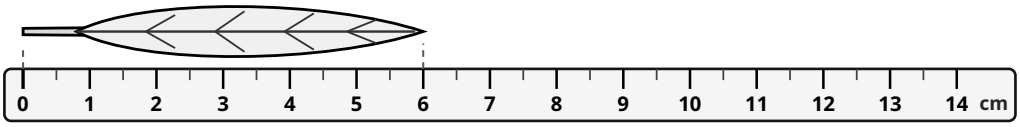

6 cm

5

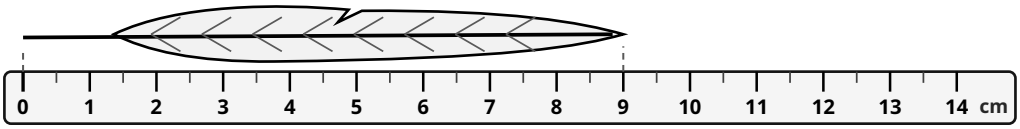

9 cm

2. Traccia ogni segmento dal punto 0 cm seguendo il righello qui sotto

A **3 cm**

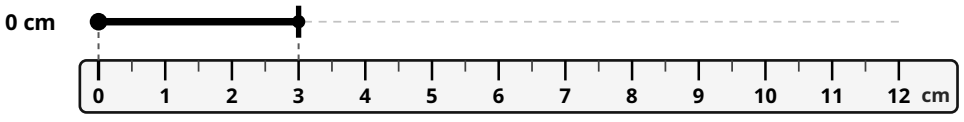

B **7 cm**

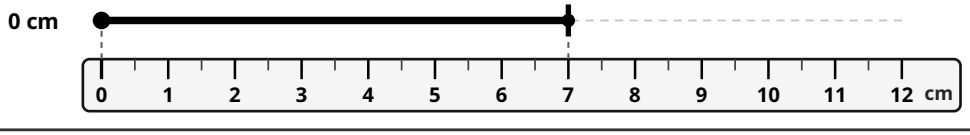

C **10 cm**

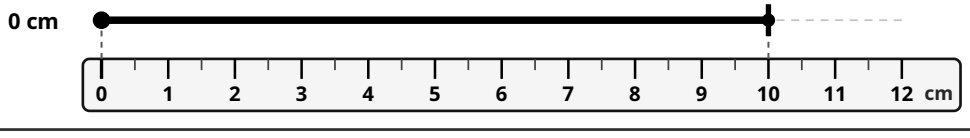

Consiglio di Leo: allinea sempre l’inizio dell’oggetto o del segmento sulla tacca dello 0, mai sul bordo esterno!