Name : _____ Date : _____

PAPILUMO | Preschool (ages 3–4) · Answer key

Dot to Dot 1 to 5

Follow the start arrow and connect the dots in order from 1 to 5, then trace the big numbers 1 to 5 at the bottom.



Pipou the chick has a pencil ready! Connect dots 1, 2, 3, 4, and 5 in order to finish both big pictures.

Example: connect 1, 2, 3

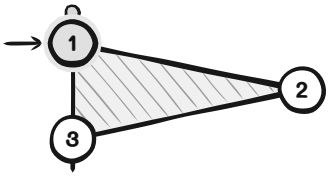

1 Connect the dots in order from 1 to 5

Picture 1: Sailboat on the waves

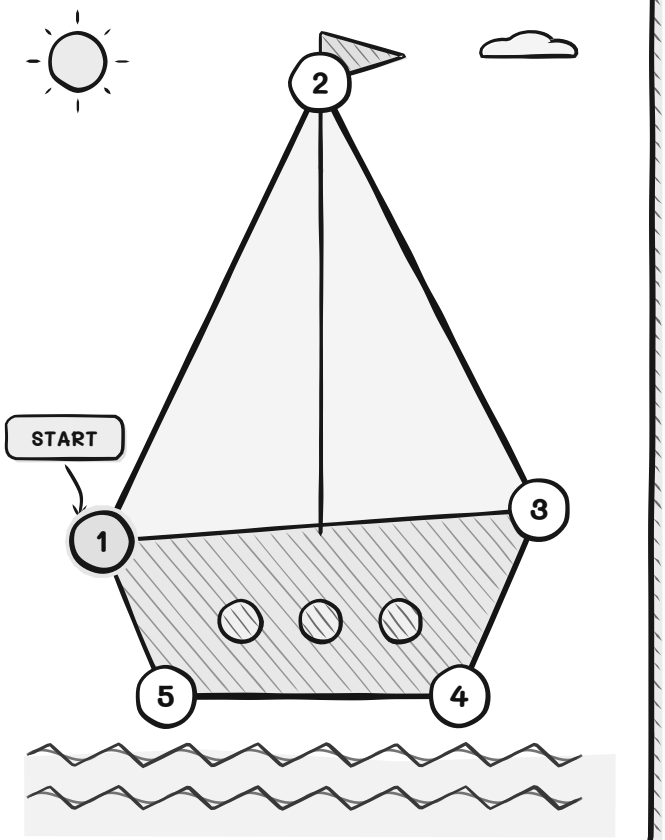

Picture 2: Star-tailed kite

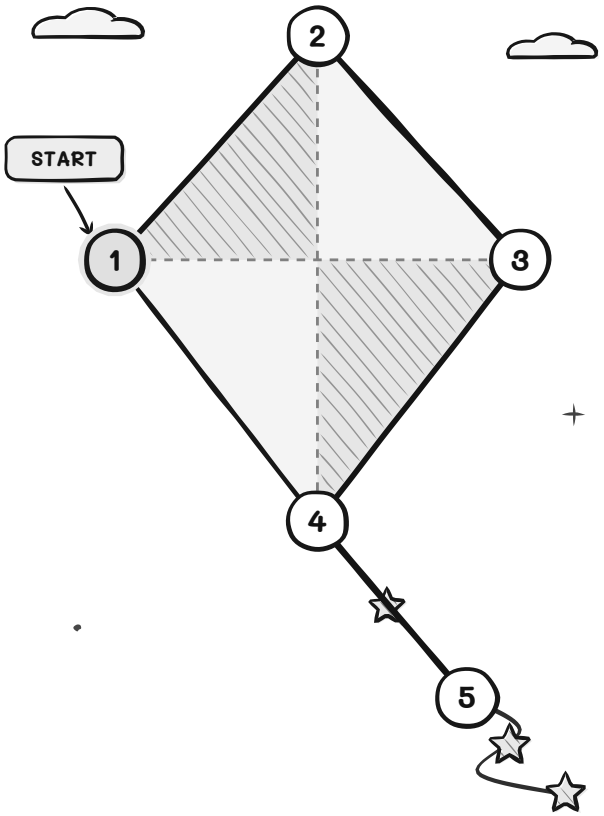

2 Trace the big numbers 1 to 5 inside the bubbles



Pipou's tip: put your finger on dot 1 next to the start arrow and spot dot 2 with your eyes before drawing!