Name : _____ Date : _____

PAPILUMO / 2nd Grade (ages 7–8) • Answer key

Decreasing Number Patterns: Find the Rule (0–100)

Check the first four stepping stones, write the subtraction rule in the box on the right, then fill in the three blank stones.



Clue: compare two neighbor stones to spot the rule (− 2, − 3, − 4, − 5, or − 10).

Riko the detective fox tracks number trails within 100: subtract the exact same step every time!

Worked example: 50, 45, 40 | rule − 5 | next: 35, 30

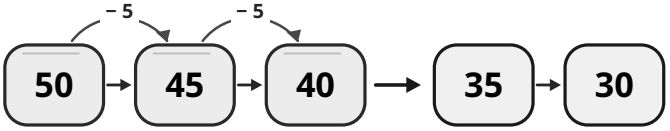

Rule: – 5

1. Find the subtraction rule for each trail (A–F), then write the next three numbers

A

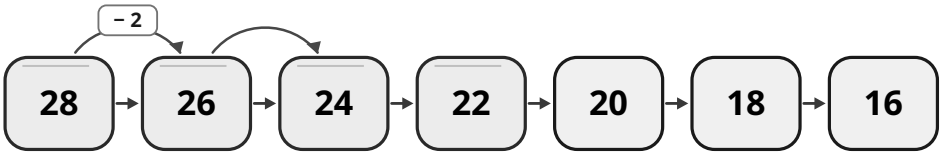

Rule: – 2

B

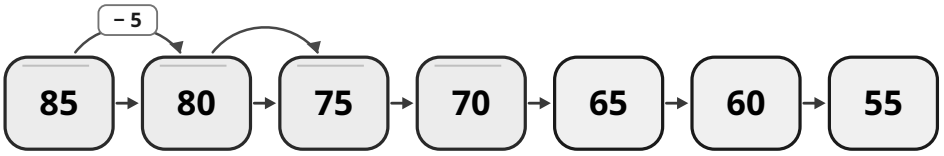

Rule: – 5

C

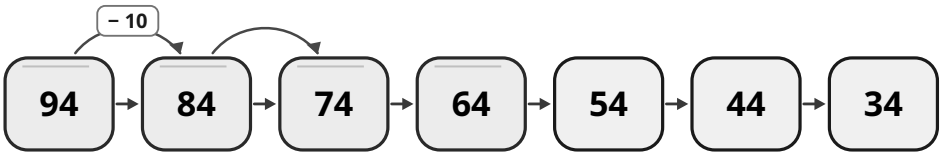

Rule: – 10

D

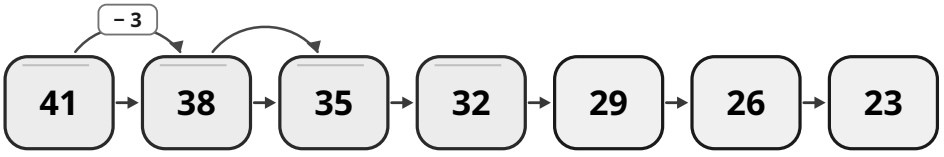

Rule: – 3

E

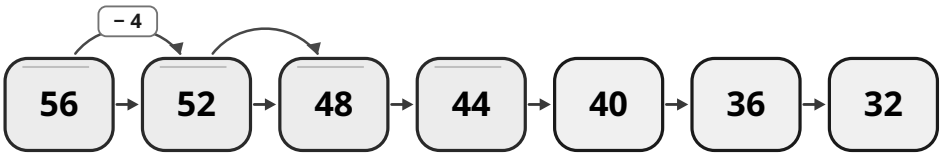

Rule: – 4

F

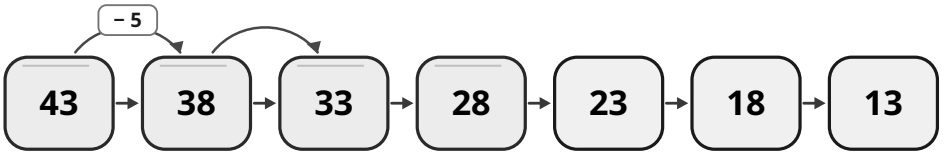

Rule: – 5

Riko's tip: always double-check the jump on the second gap too, and watch tens crossings like 41 to 38 or 32 to 29.