Name : _____ Date : _____

PAPILUMO / Grade 3 (ages 8–9) • Answer key

Perimeter of Polygons on a Grid

Count the outside boundary segments on each grid, then add the labeled sides of the two polygons.



Balthazar the beaver builder walks only along the outside fence of each shape—never through the middle!

Worked example: L-shaped hexomino

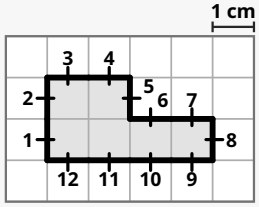

Count ONLY the outside fence segments, never the interior grid lines!

12 outer segments : P = 12 cm

Part A · Polygons on a 1 cm grid (1 side = 1 cm): count the perimeter P

A1 Rectangle (4 × 2)

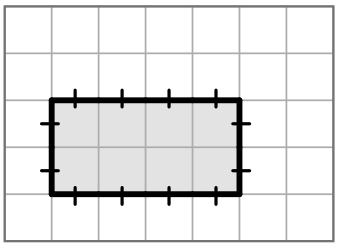

☐ 1 grid side = 1 cm

P = **12** **cm**

A2 L-shape

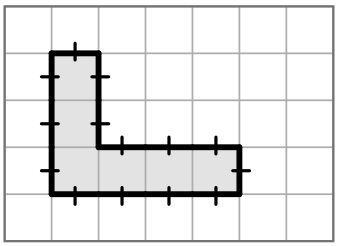

☐ 1 grid side = 1 cm

P = **14** **cm**

A3 T-shape

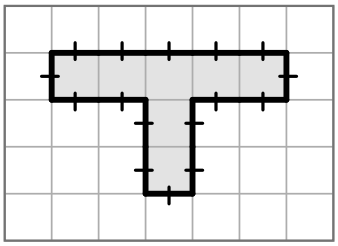

☐ 1 grid side = 1 cm

P = **16** **cm**

A4 U-shape

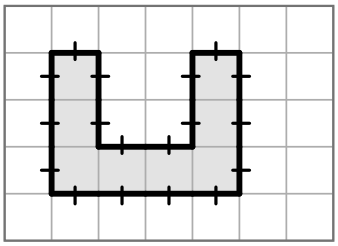

☐ 1 grid side = 1 cm

P = **18** **cm**

Part B · Polygons with labeled sides: write the addition and find P

B1 Triangle (3 sides)

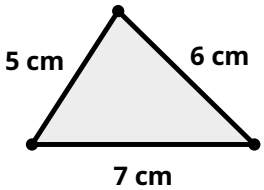

5 + **6** + **7**

P = **18** **cm**

B2 Pentagon (5 sides)

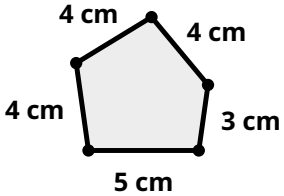

4 + **4** + **5** + **3** + **4**

P = **20** **cm**

Balthazar's tip: mark each 1 cm boundary segment with a tiny tick as you walk around so you never count a side twice.