Name : _____ Date : _____

PAPILUMO / 2nd Grade (ages 7–8)

Growing Shape Patterns

Study Steps 1, 2, and 3, draw Step 4, write the rule (+1, +2, or +3), and find the Step 5 total.



Zia the architect marmot builds steady staircases of tiles. Help her draw Step 4 and figure out Step 5!

Example: 1 cube, 2 cubes, 3 cubes -> Step 4: 4 cubes

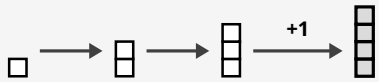

Step 4: 4

Rule: +1

Examine each growing pattern, draw Step 4, write the rule, and enter Step 5

A

Step 1



Step 2



Step 3

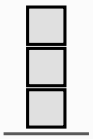

Step 4 (draw)

Rule (+1, +2, +3)

Step 5 (count)

B

Step 1



Step 2



Step 3



Step 4 (draw)

Rule (+1, +2, +3)

Step 5 (count)

C

Step 1



Step 2



Step 3

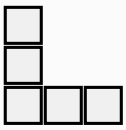

Step 4 (draw)

Rule (+1, +2, +3)

Step 5 (count)

D

Step 1



Step 2

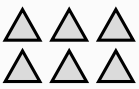

Step 3



Step 4 (draw)

Rule (+1, +2, +3)

Step 5 (count)

Tip: count Steps 1, 2, and 3, find the jump (+1, +2, or +3), draw Step 4, then add the rule to reach Step 5.