Name : _____ Date : _____

PAPILUMO / 2nd Grade (ages 7–8)

Measure and Draw in Centimeters

Read the length of each object aligned at 0 on the cm ruler, then draw the three requested segments starting from the 0 cm dot.



In his cozy workshop, Leo the carpenter beaver checks every board with his cm ruler. Help him measure five items and draw three exact lengths!

Example: the wax crayon starts right at 0 and stops at 5; it measures 5 cm.

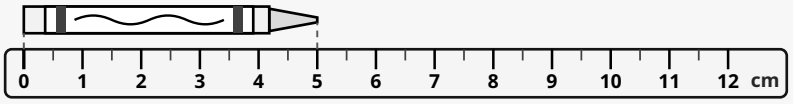

5 cm

1. Measure each object aligned at 0 and write its length in cm

1

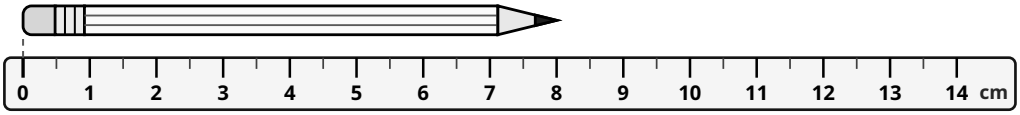

_____ cm

2

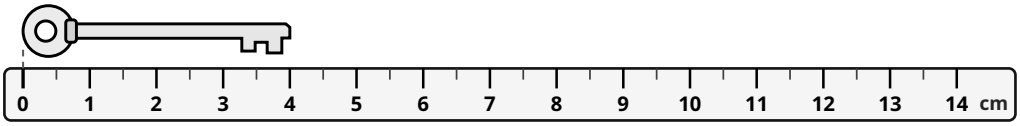

_____ cm

3

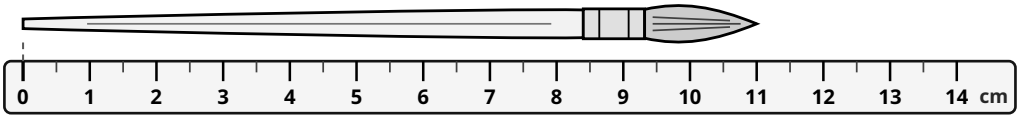

_____ cm

4

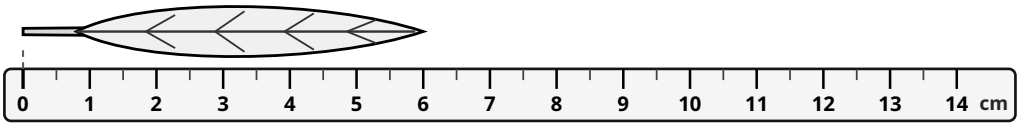

_____ cm

5

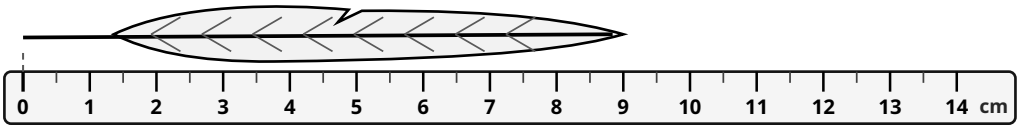

_____ cm

2. Draw each segment starting from the 0 cm dot using the ruler below

A — **3 cm**

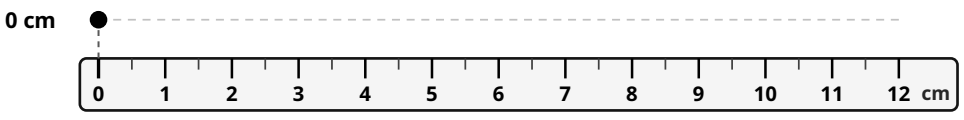

B — **7 cm**

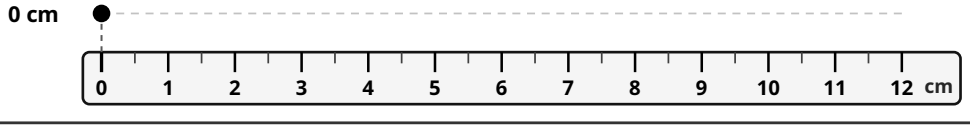

C — **10 cm**

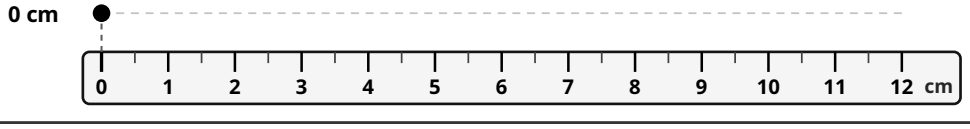

Leo’s tip: always line up the start of the object or segment with the 0 tick mark, not the plastic edge of a ruler!